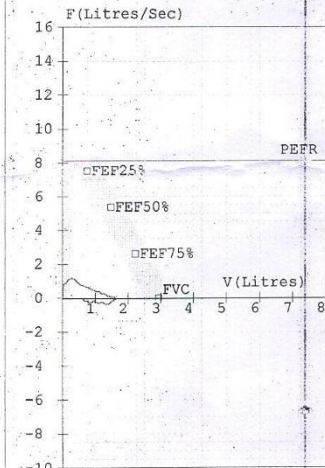
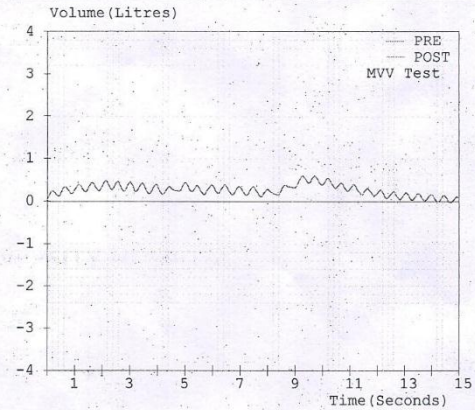
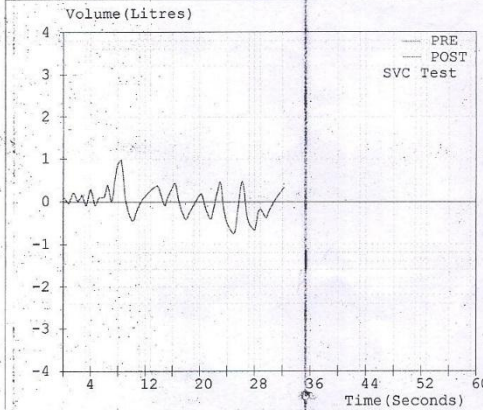


HOMOEOPATHY UNIVERSITY HOSPITAL

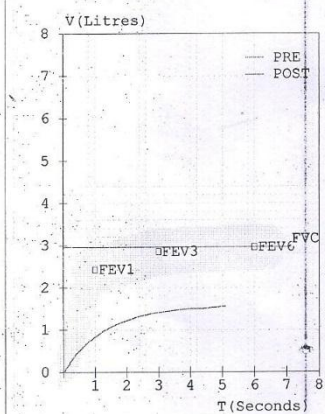
PLOT NO 10,11,12 SAIPURA ,SANGANER - JAIPUR

Patient: Shehnaaz Baano
 Refd. By: Dr. A. N. Mathur
 Pred.Eqns: RECORDERS
 Date : 18-Sep-2013 02:49 AM

Age : 18 Years Gender : Female
 Height : 160 Cms Smoker : No
 Weight : 45 Kgs Eth. Corr: 100
 ID: 10 Temp : 32°C



Spirometry Results						
Parameter		Pred	M.Pre	%Pred	M.Post	%Pred %Imp
FVC	(L)	02.95	01.59	054	----	----
FEV1	(L)	02.43	00.85	035	----	----
FEV1/FVC	(%)	82.37	53.46	065	----	----
FEF25-75	(L/s)	03.75	00.53	014	----	----
PEFR	(L/s)	08.14	01.15	014	----	----
PIVC	(L)	----	00.99	----	----	----
FEV.5	(L)	----	00.53	----	----	----
FEV3	(L)	02.86	01.41	049	----	----
PIFR	(L/s)	----	00.35	----	----	----
FEF75-85	(L/s)	----	00.21	----	----	----
FEF.2-1.2	(L/s)	06.38	00.58	009	----	----
FEF 25%	(L/s)	07.53	01.04	014	----	----
FEF 50%	(L/s)	05.36	00.57	011	----	----
FEF 75%	(L/s)	02.58	00.28	011	----	----
FEV.5/FVC	(%)	----	33.33	----	----	----
FEV3/FVC	(%)	96.95	88.68	091	----	----
FET	(Sec)	----	05.41	----	----	----
ExptTime	(Sec)	----	00.26	----	----	----
Lung Age	(Yrs)	040	066	165	----	----
FEV6	(L)	02.95	----	----	----	----
FIF 25%	(L/s)	----	00.25	----	----	----
FIF 50%	(L/s)	----	00.07	----	----	----
FIF 75%	(L/s)	----	00.24	----	----	----
SVC	(L)	----	01.80	----	----	----
ERV	(L)	01.27	00.35	028	----	----
IRV	(L)	----	01.24	----	----	----
VE	(L/min)	----	07.06	----	----	----
Rf	(l/min)	----	35.29	----	----	----
Ti	(sec)	----	00.90	----	----	----
Te	(sec)	----	00.80	----	----	----
VT	(L)	----	00.20	----	----	----
VT/Ti		----	00.22	----	----	----
Ti/Ttot		----	00.53	----	----	----
IC	(L)	----	01.44	----	----	----
MVV	(L/min)	121	022	018	----	----
MRI	(l/min)	----	122.20	----	----	----
MVT	(L)	----	00.18	----	----	----



Pre Medication Report Indicates
 Early Small Airway Obstruction as FEF 25-75 %Pred or PEFR %Pred < 70
 Mixed Blockage as (FEV1/FVC) %Pred 65%
Doctor's Notes
 Mixed Pattern With Moderate to Severe Asthma

DR S K MATHUR

The contents of this report require clinical co-relation before any clinical action.

http://www.rmsindia.com © RMS Spirometer(Helios_v3.1.6)

